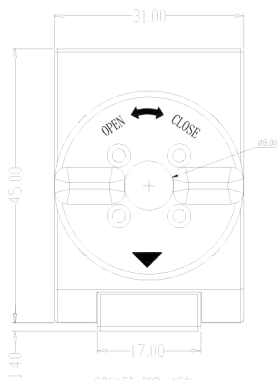
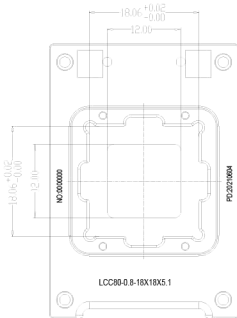


NOTES: (UNLESS OTHERWISE SPECIFIED)

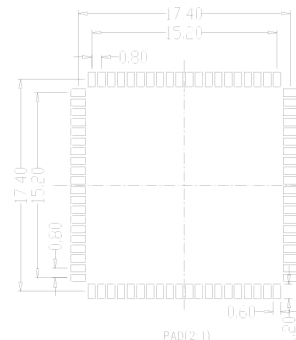
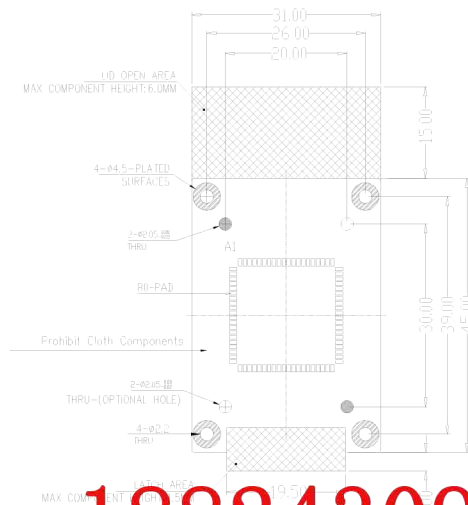
1. ALL DIMENSIONS ARE SYMMETRICAL TO THE CENTER LINES.
2. WE RECOMMEND USING GOLD PLATED PADS (PLATED WITH HARD GOLD 0.0013MM[0.05 MICRO INCHES] (MIN), OVER NICKEL 0.001MM[0.2 MICRO INCHES](MIN), FINISH HARDNESS 130-200) ON THE BASIS OF PREVENTING PCB PAD WORK AND/OR DAMAGED BY TEST SOCKET. PLEASE CONSULT WITH PCB SUPPLIER FOR PLATING THICKNESS SPECIFICATION.
3. FOR SYSTEM BOARD(SLT)/SOCKET BASE MOUNTING, QTY 4 THROUGH HOLES WITH PLATED PAD (FOR M2.0 ISO SCREWS).
4. FOR LOAD BOARD(ATE)/SOCKET BASE MOUNTING, INSTALL QTY 4.



SOCKET TOP VIEW

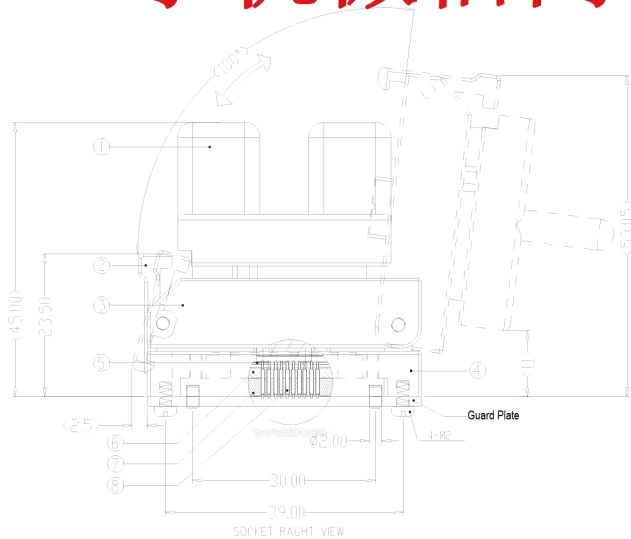


UNIT BOX TOP VIEW

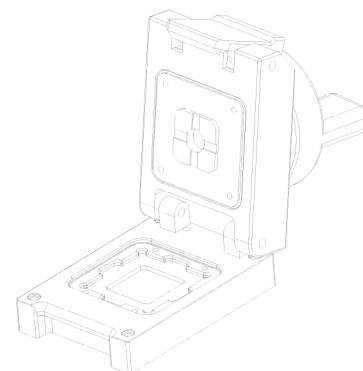


PAD(2 1)

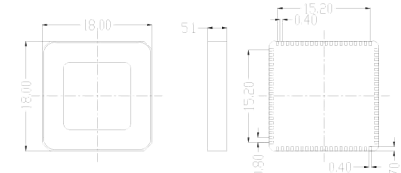
手机微信同号: 18824309157



SOCKET RAUGH VIEW



APPLICABLE IC



⑤	探针	LOFPEP	76	△ C						
⑦	下针板	工程材料	1	△ B						
⑥	上针板	工程材料	1	△ A						
②	浮板	工程材料	1							
④	底座	AL6061	1	版本	更改事项	日期	更改者	名称	测试座	
③	上盖	AL6061	1					型号	20210604-LCC80-0.8-18X18X5.1	
①	手扣	AL6061	1	审批		日期		比例	1:1	单位
①	旋盖	AL6061	1	设计	COY	日期	20210604	比例	1-1	版本
	序号	名称	材质	数量	设计	日期	20210604	页面	1-1	版本