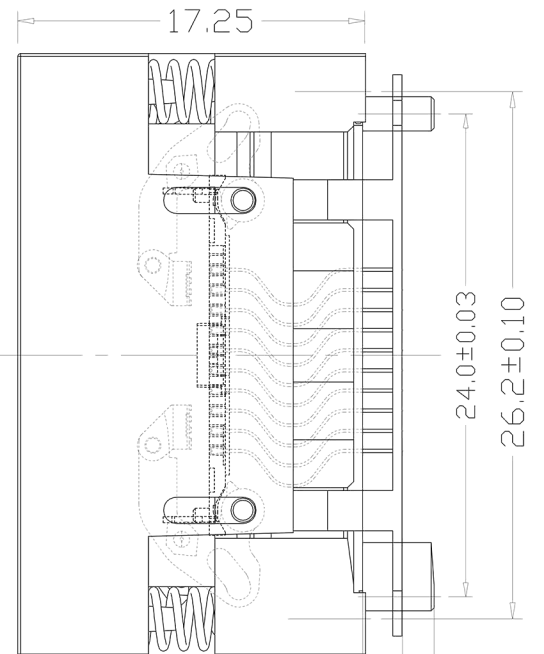
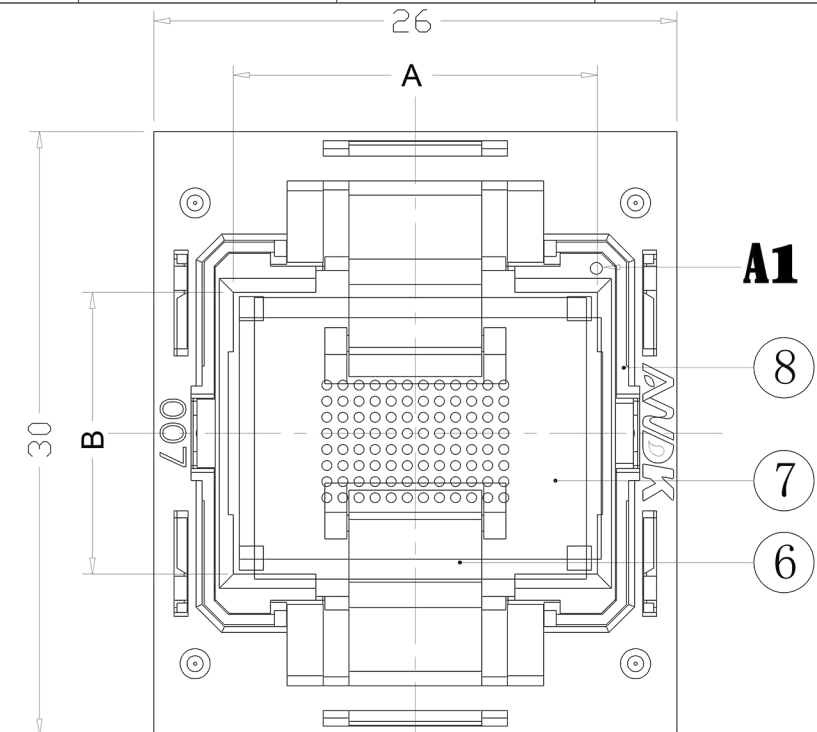
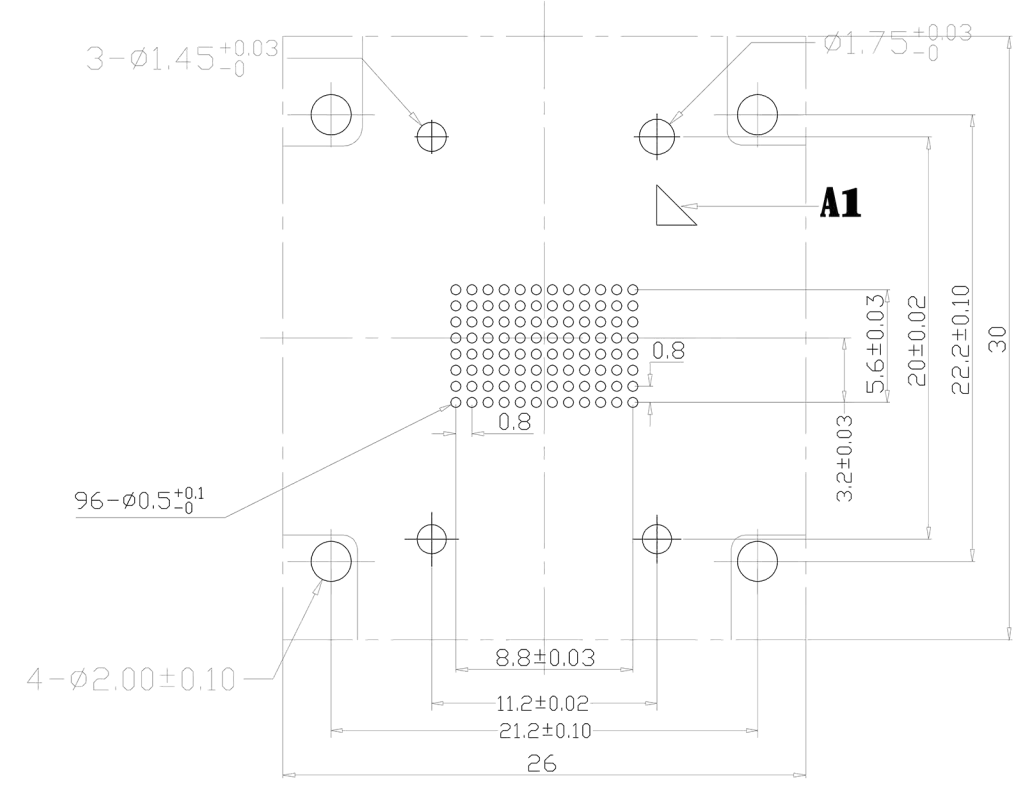


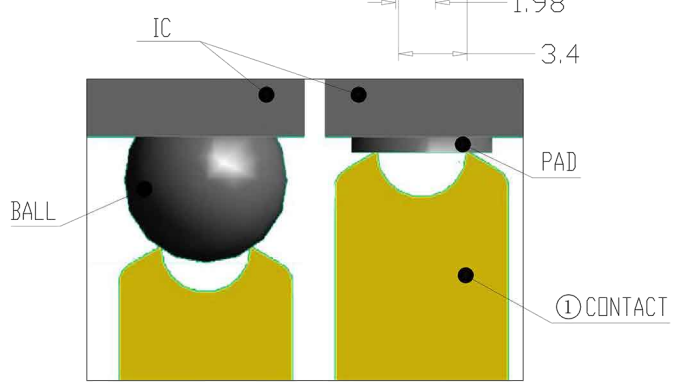
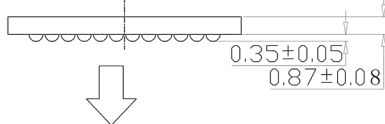
REVISION	DESCRIPTION	CHECK	APP	DATE	REV. NOTICE .NO
△ 1					
△ 2					
△ 3					



PCB Pattern(TOP View)

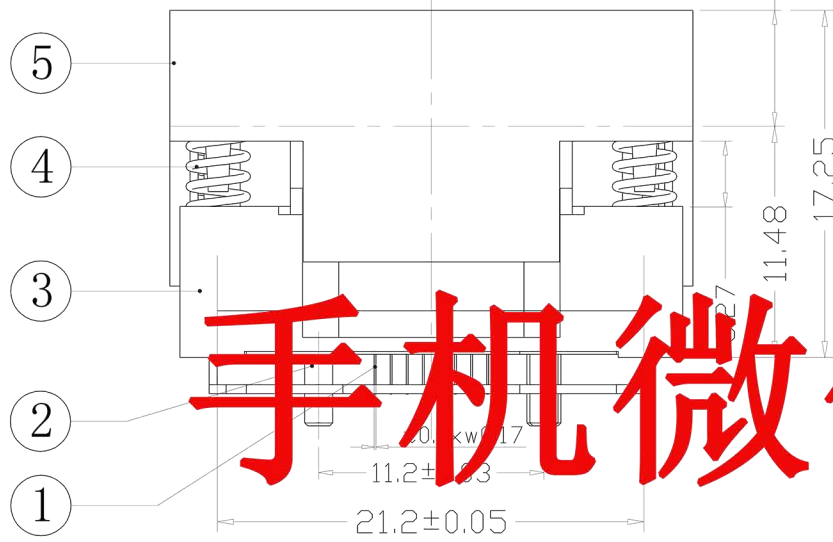


IC Loading Direction
(Center In)



CONTACT TIP DETAIL

Applicable IC



手机微信同号: 18824309157

PERFORMANCE

1. Insulation Resistance: 1000MΩ Min.At DC 500V
2. Dielectric Withstanding Voltage For 1 Minute At AC 700V
3. Contact Resistance 30mΩ MAX. at 10mA and 20mV MAX.(Initial)
4. Current Rating: 1A max.
5. Operation Temperature -65°C ~+175°C
6. Contact Force 3-5g Per Pin (Normal)
7. Testing chips with balls of different size or superficial oxidation,even if no ball

No	Part Number	Name	Material	Q/ty	Note
8	310-048-D105D	IC GUIDE	PEI/PES	2	BLACK
7	310-048-C105D	SLIDER	PEI/PES	1	BLACK
6	310-048-C105D	IC HOLDER	PEI/PES	2	BLACK
5	310-048-B105D	COVER	PEI/PES	1	BLACK
4	20-B-4505B	SPRING	SUS	4	FOR COVER
3	310-048-A105D	BASE	PEI/PES	1	BLACK
2	310-048-F105D	LOCATOR	PEI/PES	3	BLACK
1	04-A-1705	CONTACT	BeCu	96	Au PLATING

PROJECTION	GENERAL TOLERANCES	±0.10	TITLE	BGA9602 SOCKET
	REV	A	CLASS	007-22096D-2102
DIMENSION: mm	SCALE: 1:1	DRW. NO	007-BGA-0.8-96-7.95X11.6-B	
APP:	DATE:			
CHECK:	DATE:			
DEGK: ENG04	DATE: 20121213			