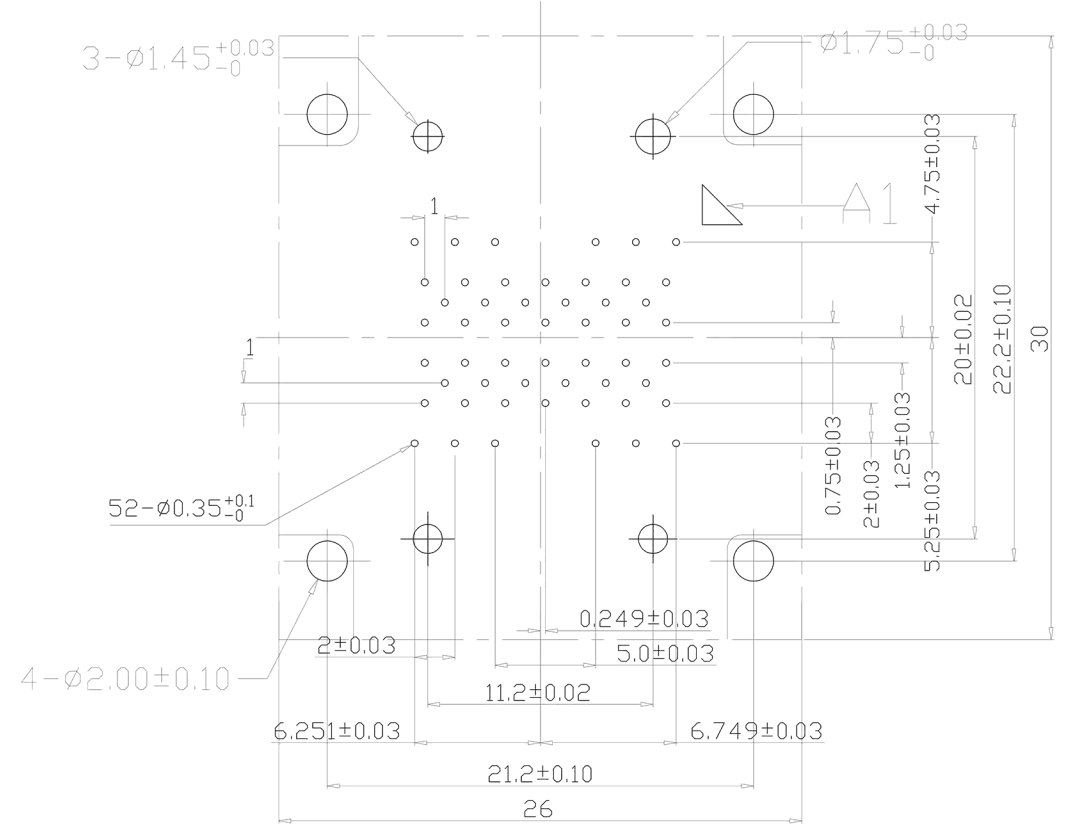
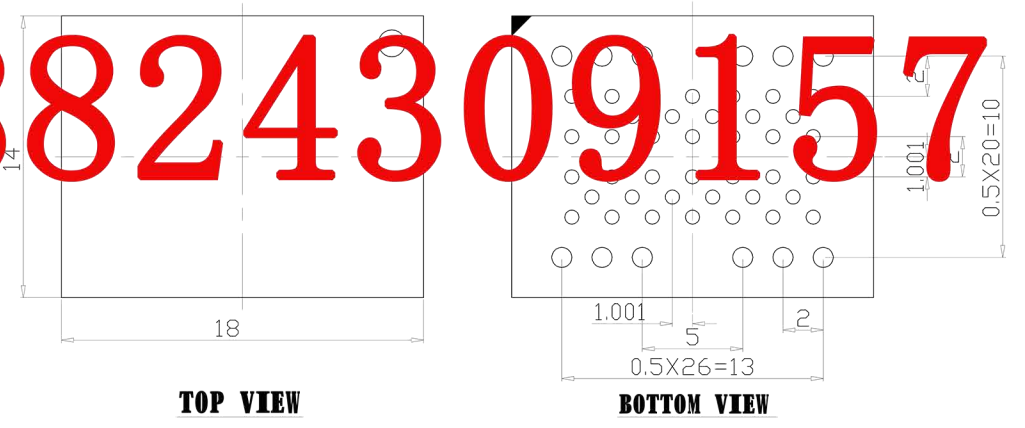


REVISION	DESCRIPTION	CHECK	APP	DATE	REV.NOTICE.NO
1					
2					
3					

PCB Pattern(TOP View)




Applicable IC

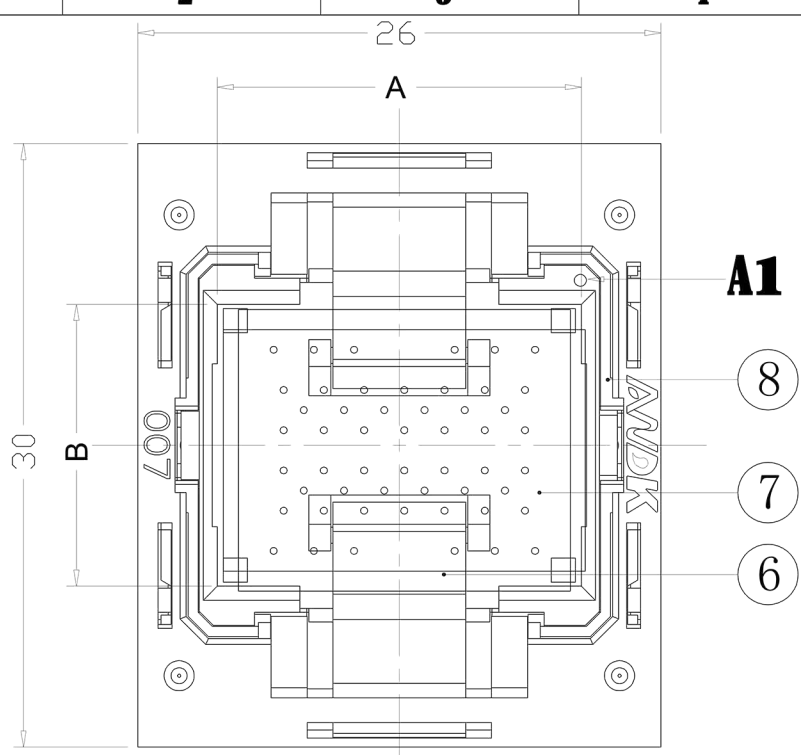


TOP VIEW

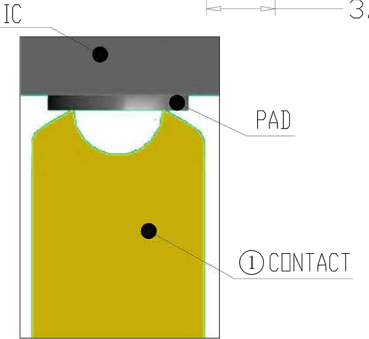
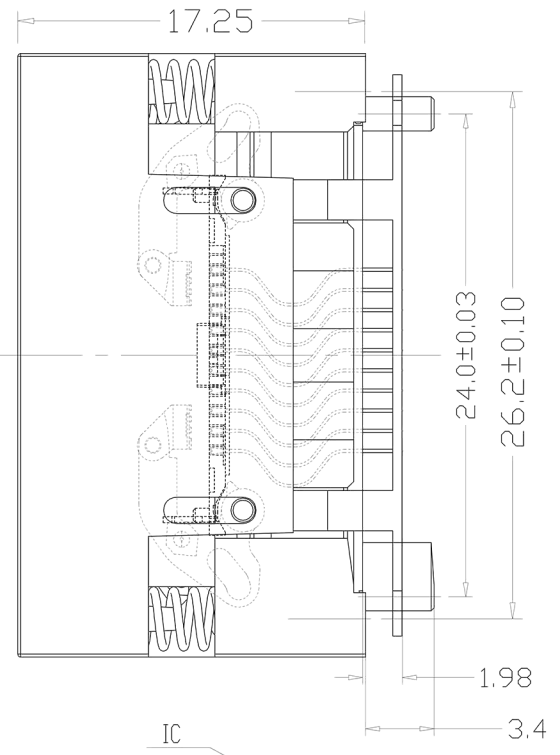
BOTTOM VIEW



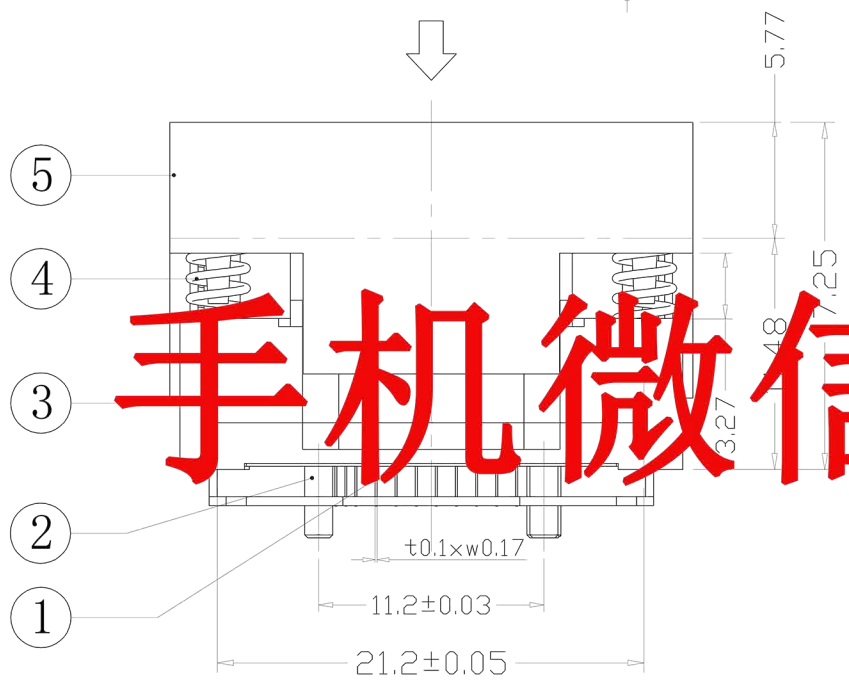
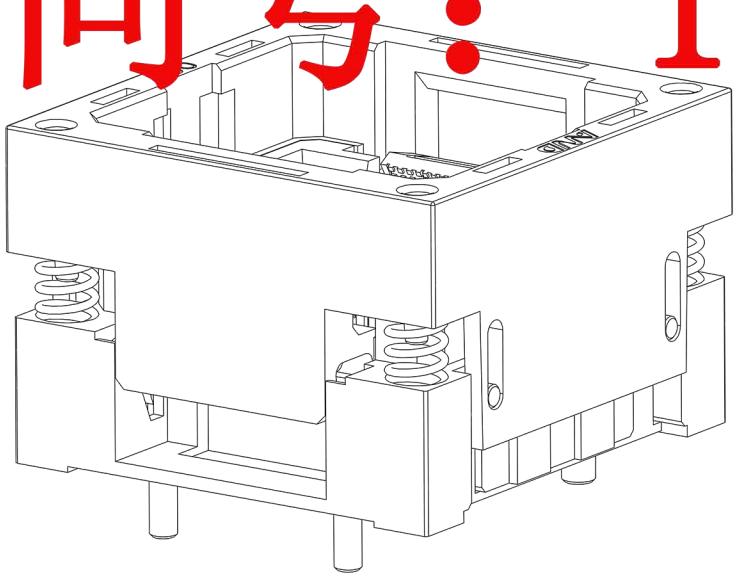
SIDE VIEW



IC Loading Direction (Center In)



CONTACT TIP DETAIL



手机微信同号: 18824309157

PERFORMANCE

1. Insulation Resistance: 1000M Ω Min.At DC 500V
2. Dielectric Withstanding Voltage For 1 Minute At AC 700V
3. Contact Resistance 30m Ω MAX. at 10mA and 20mV MAX.(Initial)
4. Current Rating: 1A max.
5. Operation Temperature -65 $^{\circ}$ C ~+175 $^{\circ}$ C
6. Contact Force 3-5g Per Pin (Normal)
7. Testing chips with balls of different size or superficial oxidation,even if no ball

No	Part Number	Name	Material	Q/ty	Note
8	310-048-D105D	IC GUIDE	PEI/PES	2	BLACK
7	310-048-C105D	SLIDER	PEI/PES	1	BLACK
6	310-048-C105D	IC HOLDER	PEI/PES	2	BLACK
5	310-048-B105D	COVER	PEI/PES	1	BLACK
4	20-B-4505B	SPRING	SUS	4	FOR COVER
3	310-048-A105D	BASE	PEI/PES	1	BLACK
2	310-048-F105D	LOCATOR	PEI/PES	3	BLACK
1	04-A-1705	CONTACT	BeCu	52	Au PLATING

PROJECTION	GENERAL TOLERANCES	±0.10	TITLE	LGA5201 SOCKET
	REV	A	CLASS	007-22052E-2101
DIMENSION: mm	SCALE: 1:1	DRW. NO	007-LGA-1.0-52-14X18-B-01	
APP:	DATE:			
CHECK:	DATE:			
DEGK: ENG04	DATE: 20120605			